

Nabe Group Exhibitions

NABE
STUDIOS

WHAT'S INCLUDED

- 2 week exhibition
- Gallery invigilators for gallery opening hours
 - > Thur & Fri (2pm - 6pm)
 - > Sat & Sun (11am - 4pm)
- Exhibition opening event and paid bar service
 - > 1st Friday 6pm - 9:30pm
- Curatorial advice
- Exhibition install technician
- Online listing and promotion through Nabe's Website, Facebook, Instagram, Eventbrite and What's On Melbourne
- Gallery designed e-invites and social media posts for artist distribution
- Printed promotional posters distributed to surrounding suburbs (West, north-west, inner north)
- Digital and printed catalogue for ease of collector purchase
- Photography documentation of exhibition and archiving on Nabe's website
- Wall mounted artist statement and artwork listing
- Processing and shipment of all artwork sales



Nabe Studios warmly welcome applications during call-outs from first-time, emerging and established artists to partake in group exhibitions. We hope this space is able to be used by those who would like a relaxed alternative to traditional arts spaces to share their creative work with friends, family and our community.

NABE GROUP EXHIBITIONS

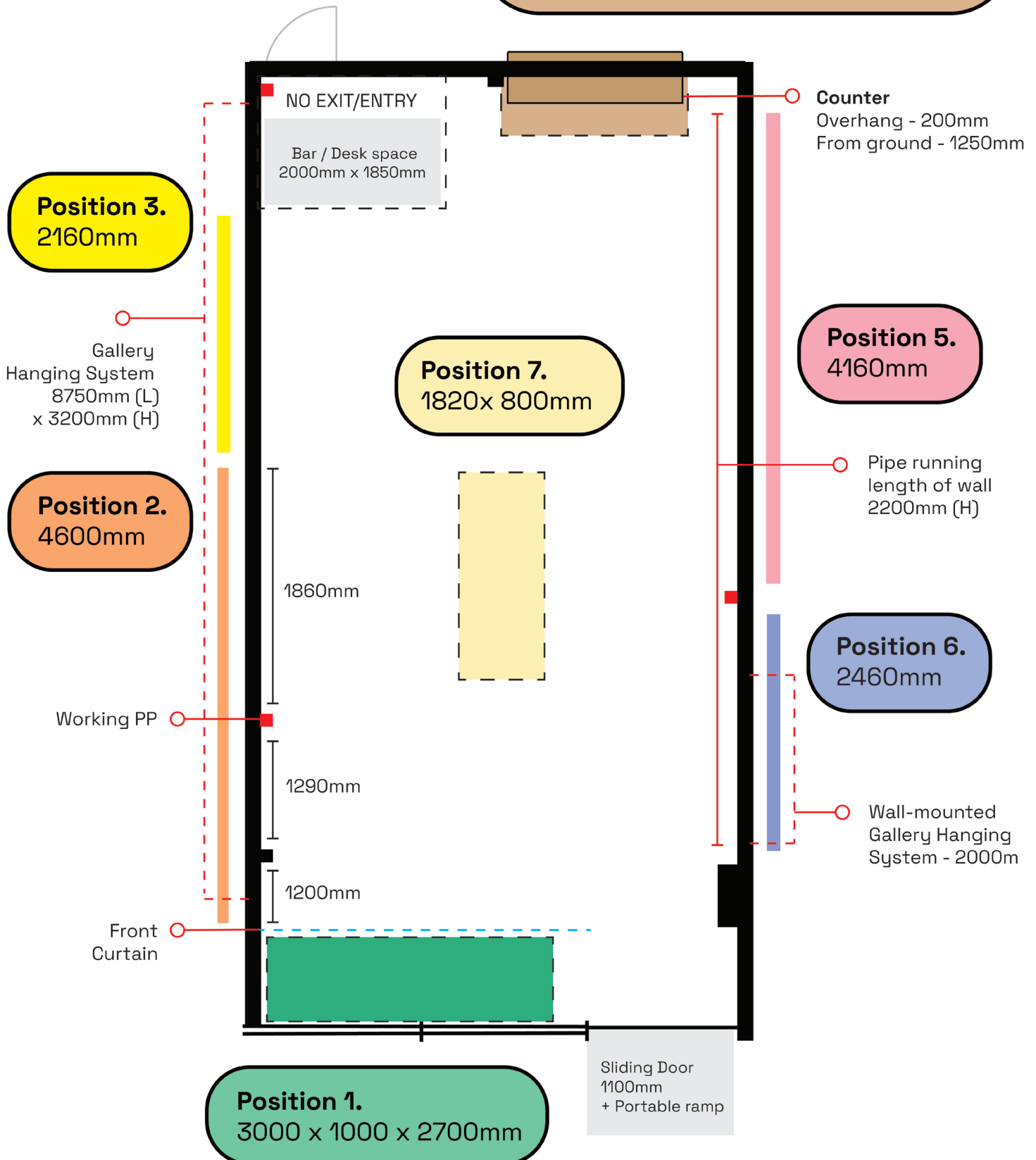
The Old Shop (50m²)
9.8m(L) x 5.1m(W) x 4m(H)

Position 4. Counter

1680mm (L) x 525mm (W) x 1800mm (H)

Floor Space

1740mm (L) x 700mm (W)



Position 1. The Window

3000 x 1000 x 2700mm

PRICE:

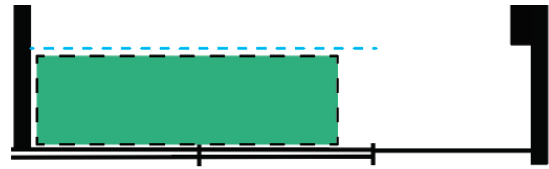
\$300

ABOUT:

- Large shop front windows (NW)
- Street view (always visible)
- Stripy curtain blocking view into gallery view outside of open hours

BEST SUITED TO:

- 3D, projections, installation, participatory works, murals, poetry



Position 1.

3000 x 1000 x 2700mm



Position 2. Lrg LHS Wall

3500mm x 3500mm

PRICE:

\$250


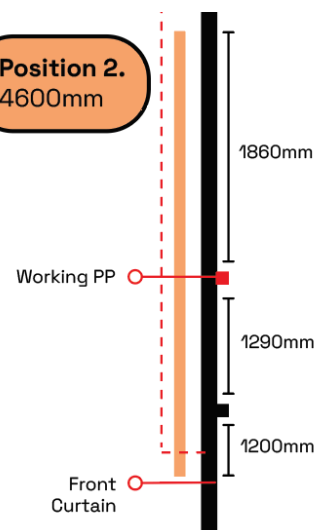
ABOUT:

- Large wall
- Wall-mounted gallery railing to easily attach and move medium-large artworks to wall
- two power-points on wall

BEST SUITED TO:

- 4 - 5 larger works OR, 6 - 8 medium works
- Multi-level hanging
- Projections, murals

Position 2. 4600mm



Position 3. Sml LHS Wall

2700mm X 3500mm

PRICE:

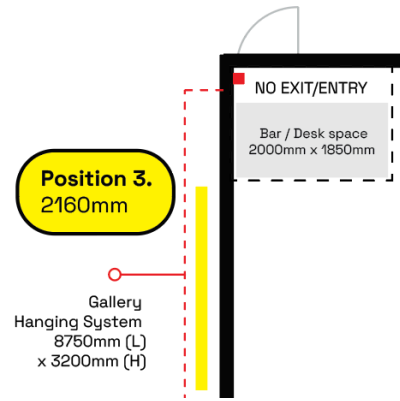
\$200

ABOUT:

- Wall- mounted gallery railing to easily attach and move medium-large artworks to wall
- Next to bar / gallery desk

BEST SUITED TO:

- 1 large work & 2 medium works, OR 3 - 4 medium works
- Multi-level hanging
- Projections, murals



Position 4. 3D Counter & Floorspace

See measurements in image

PRICE:

\$250

ABOUT:

- Ex-shop window counter + white curtain blocking view into space behind
- Space for 1 - 4 plinths below overhanging ledge

BEST SUITED TO:

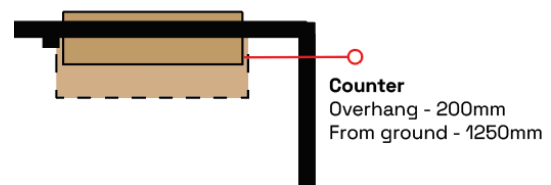
- 3D works; sculptures, jewellery, installation
- Small projection works (TV / Laptop)

Position 4. Counter

1680mm (L) x 525mm (W) x 1800mm (H)

Floor Space

1740mm (L) x 700mm (W)



Position 5. Lrg RHS Wall

4700mm x 3500mm

PRICE:

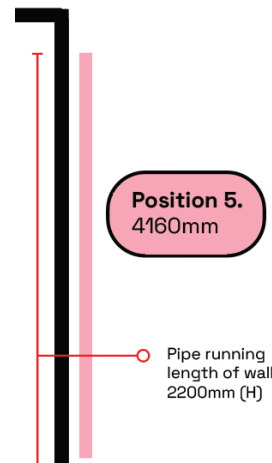
\$200

ABOUT:

- Large wall
- NO wall-mounted gallery hanging system
- Pipe running length of wall

BEST SUITED TO:

- 2D works, murals
- 8 - 10 small / medium works



Position 6. Sml RHS Wall

3500mm x 3500mm

PRICE:

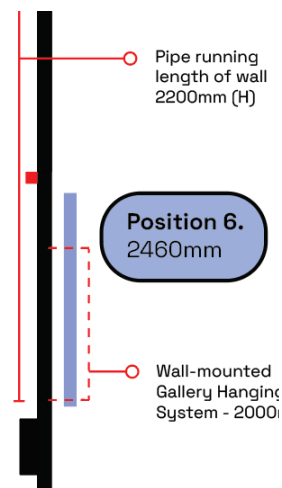
\$150

ABOUT:

- Wall at entrance
- NO wall-mounted gallery hanging system
- Pipe running length of wall

BEST SUITED TO:

- 2D works, murals
- 2 - 6 small / medium works



Position 7. Centre Display

1820 x 800mm

PRICE:

\$200

ABOUT:


- Centre 3D display area
- Unpolished cement floors

BEST SUITED TO:

- 3D works; sculptures, jewellery, installation
- Works with intricate detail or to be seen from all sides

Position 7.
1820x 800mm





NABE *STUDIOS*

A creative space for
the whole nabe

Get your butts over to The Nabe

insta	@thenabestudios
the webs	www.nabestudios.com.au
emails	thenabestudios@gmail.com
location	55-57 Ormond Street Kensington, 3031

